

PS3

PlayStation®3



PlayStation®Move Racing Wheel

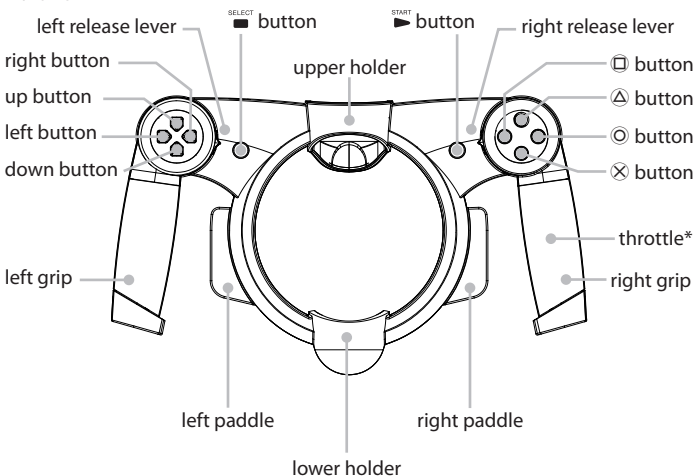
Instruction Manual

CECHYA-ZWA1

7019810

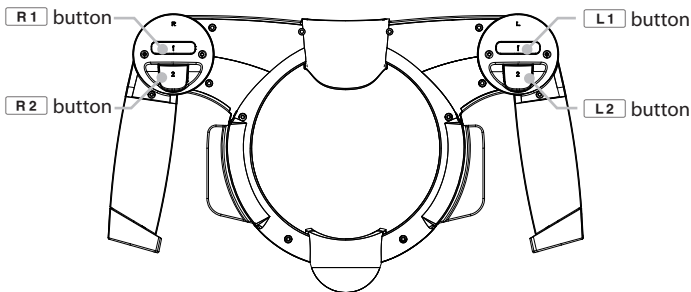
Part names

Front View

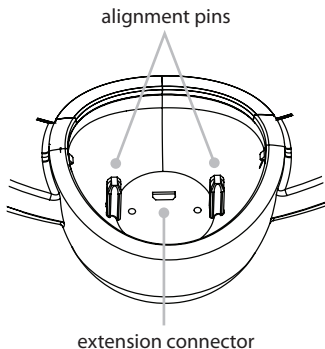


* Throttle uses a twist motion, intended for use with motorcycle games with the grips extended.

Rear View



Detail View



Precautions

Before using this product, carefully read this manual and retain it for future reference. Read also the instructions for the PlayStation®3 system and for the PlayStation®Move motion controller. Parents or guardians should read these manuals for small children.

Important

- The PlayStation®Move racing wheel can be used only with the PlayStation®Move motion controller (sold separately) inserted. It cannot be used separately. Do not insert anything other than the motion controller.

Use and handling

- Do not expose the product to high temperatures, high humidity or direct sunlight.
- Do not allow the product to come into contact with liquids.
- Do not put heavy objects on the product. Do not stand on the product.
- Do not throw or drop the product, or otherwise expose it to strong physical impact.
- Follow the instructions below to help prevent the product exterior from deteriorating or becoming discoloured.
 - Wipe with a soft, dry cloth.
 - Do not place any rubber or vinyl materials on the product exterior for an extended period of time.
 - Do not use solvents or other chemicals. Do not wipe with a chemically-treated cleaning cloth.
- Never disassemble or modify the product.

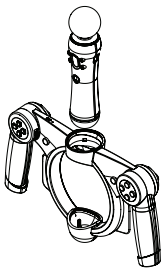
- When removing the motion controller from the PlayStation®Move racing wheel, never pull on the sphere. Always use the motion controller handle to pull the motion controller free of the racing wheel lower holder.

Inserting the motion controller

Notice: Do not attempt to insert the motion controller while a USB cable is attached.

- 1** Insert the motion controller through the upper holder.
- 2** Firmly seat the motion controller into the lower holder so the alignment pins fit into the mounting holes, and the connector fits into the extension connector in the motion controller.

When inserting the motion controller into the racing wheel, hold the wrist strap aside so it does not interfere with the physical and electrical connectors.



Using the PlayStation®Move racing wheel

- 1** Use both hands to operate the PlayStation®Move racing wheel.
- 2** To swivel the grips in or out:
 - Push the release lever up or down until the grip moves freely.
 - Adjust the grip to the desired position.
- 3** Refer to eu.playstation.com to see how the buttons on the racing wheel relate to standard controls in compatible games.

Removing the motion controller

- 1** Grasp the handle of the motion controller first, then pull the motion controller away from the alignment pins and the connector. **DO NOT** pull on the sphere of the motion controller.
- 2** Remove the motion controller from the upper holder.

Specifications

Power consumption	Max. 0.32W
External Dimensions	296.5 mm × 174 mm × 60 mm (width × height × depth)
Mass	Approx. 360 g

Design and specifications are subject to change without notice.

Made in China

GUARANTEE

This product is covered for 12 months from date of purchase by the manufacturer's guarantee. Please refer to the guarantee supplied in the PS3™ system package for full details.

The manufacturer of this product is Weifang Goertek Electronics Co., Ltd., Dongfang North Road, Hi-Tech Industry Development District, Weifang, Shandong, China.

The Authorised Representative for EMC and product safety in Europe is Sony Computer Entertainment Europe Ltd, 10 Great Marlborough Street, London, W1F 7LP, United Kingdom.

Distributed in Europe by Sony Computer Entertainment Europe Ltd, 10 Great Marlborough Street, London, W1F 7LP, United Kingdom.


This product may fall within the scope of national export control legislation. You must comply fully with the requirements of such legislation and of all other applicable laws of any jurisdiction in relation to this product.



Where you see either symbol on any of our electrical products, batteries or packaging, it indicates that the relevant electrical product or battery should not be disposed of as general household waste in Europe. To ensure the correct waste treatment of the product and battery, please dispose of them in accordance with any applicable local laws or requirements for disposal of electrical equipment/batteries. In so doing, you will help to conserve natural resources and improve standards of environmental protection in treatment and disposal of electrical waste.

This symbol may be used on batteries in combination with additional chemical symbols. The chemical symbols for mercury (Hg) or lead (Pb) will appear if the battery contains more than 0.0005% mercury or more than 0.004% lead.



“PS”, “PlayStation” and “PS3” are registered trademarks of Sony Computer Entertainment Inc.
“SONY” and “” are registered trademarks of Sony Corporation.

